

Newsletter 2022

Statistics Norway

Division for International Development Cooperation

**ANNUAL
NOVEMBER ISSUE**

**Food Security Statistics:
Creating processing
guidelines in Rome**

**Exploring new
partnerships under tax
for development**

**Ocean for development
programme with
Indonesia**

TALL

SOM FORTELLER



**Kyrgyzstan:
A 17 year long
cooperation comes
to an end**

Content



FOREWORD

Head of Division for
International Development
Cooperation:
Janne Utkilen // 4

END OF AN ERA

A 17-year long
cooperation
comes to an end // 5

FOOD SECURITY STATISTICS

Creating processing
guidelines in Rome // 8

TAX FOR DEVELOPMENT

Exploring new
partnerships // 10

PAN AFRICAN STATISTICAL PROGRAMME

European collaboration to
build statistical capacity
in Africa // 13

BEYOND VIRTUAL REALITY

Oil for development Uganda
- Meeting colleagues
again after two years // 16

STATELESSNESS

Statistics on forcibly
displaced and stateless
persons // 19

RESILIENCE AND PERSEVERANCE

Ukraine: continuing
developing
statistics in war // 21



19

SDG INDICATORS

Data for now activities with Tunisia, Namibia and Colombia // 23

A STUDY VISIT FROM MOZAMBIQUE
Learning about dissemination and communication of statistics // 25

SDG 16 - MEASURING PARTICIPATION
Working with the Praia Group on Governance Statistics // 27

A BUSY FALL
Three missions to Ethiopia in September // 29



21

REGIONAL TRAINING

A NADABAS workshop in Nairobi // 30

OCEAN FOR DEVELOPMENT PROJECT WITH INDONESIA
Developing ocean accounts - an important step towards a sustainable ocean economy // 31

ENERGY SURVEY IN TANZANIA AND MOZAMBIQUE
Energy impacts our lives // 34

GENERAL INFORMATION
Presentation of new employees // 35



25

EULOGY

A eulogy for our dear former colleague Gunvor Iversen Moyo // 36

CONTACT AND GENERAL INFORMATION
Cooperating countries // 37

THE TEAM
Division for International Development Cooperation // 38

Foreword

In March 2022, Statistics Norway welcomed the first delegation to Oslo since the start of the Covid-19 pandemic. Since then, we have received several visits and been traveling to many of our partner countries. The high level of activity following the reopening is reflected in this year's newsletter, where you can read about many of our ongoing projects and activities, as well as some of our new projects under development.

One such exciting new project is the cooperation with Indonesia under the Ocean for Development programme. Although still in the planning phase, activities have started on areas related to thematic ocean accounts, including national accounts, research and dissemination. Both countries are at an early phase of developing thematic ocean accounts, making the project ground breaking for all organisations involved.

While new projects are developed, others come to an end. After 17 years the cooperation project between the National Statistical Committee (NSC) of the Kyrgyz Republic and Statistics Norway was officially closed in October 2022. However, the two institutions have signed a memorandum of understanding (MoU) in April 2022 with the aim to continue cooperation and sharing of knowledge in the future. Over the years this project has covered a variety of topics, including economic and social statistics, communication, metadata and quality. In the last phase, the project was successfully extended to include the mapping authority of both countries, supporting the use of geospatial data for statistics and dissemination of data with maps.

Statistics Norway participates in various regional and global initiatives, among others contributing towards the development



🕒 **Janne Utkilen**, Head of
Division for International
Development Cooperation

of methods, tools, and guidelines for the production of statistics. Two such ongoing initiatives relate to statelessness and food security, two important areas where the need for better statistics is critical. As a member of the Expert Group on Refugee, Internally Displaced Persons and Statelessness Statistics (EGRISS), Statistics Norway has contributed to developing the new International Recommendations on Statelessness Statistics (IROSS) that will be presented at the UN Statistical Commission in 2023. In October, a milestone was reached for the work on a guideline on processing data on food consumed in households, which is a key input to poverty and food security statistics, and the first draft of the guideline is now circulated for comments.

As this newsletter demonstrates, we are working on a broad range of projects with many partners. Although we appreciate that we again can meet our colleagues, we must also carefully consider the need for travel. We are now planning for the next year and aim to strike a good balance of online and face to face activities, weighing in the benefits of meeting with the carbon footprint of traveling.

A 17-year long cooperation comes to an end

WRITTEN BY

Omurbek Ibraev & Vebjørn Aalandslid

The cooperation between Statistics Norway and the National Statistical Committee of the Kyrgyz Republic (NSC) started back in October 2005. For 17 years Statistics Norway has worked together with NSC on various topics, improving processes within the Kyrgyz statistical system both regarding technical solutions and organisation of the institution. The project has been funded by the Norwegian Ministry of Foreign Affairs.

Initially it started as a classical institution building project, with a focus on statistical subject matter encompassing areas such as economic and social statistics. Later the cooperation has gradually included support to the NSC organisation, HR, dissemination, and communication as well as quality control and strategy work. The last phase, starting in

2017 has been conducted in cooperation with the mapping authorities in Norway and the Kyrgyz republic and focused on increasing the capacity to better utilise geospatial data for statistics.

During these years Statistics Norway has had four long-term consultants situated at the NSC-office in Bishkek and a local project manager, Mr. Ibraev, who has followed the project from early on. In addition, Statistics Norway has organised more than 60 short-term missions, on a range of topics, and more than 10 study visits where experts from NSC have come to Oslo and Kongsvinger to learn about Norwegian experiences. Over the course of these years, we have come to learn from each other and appreciate our similarities as well as areas where our two offices differ.



← **Anne Abelsæth**, long term consultant at NSC from 2010-2011 and **Omurbek Ibraev**, local project manager for the last 10 years of the project period.

What are the key lessons on the NSC side?

When asked to highlight some take-aways from the cooperation, Mr. Ibraev points to the following: First and foremost, that official statistics is considered a public good that should be equally accessible to everyone and that gaining public trust is vital for any national statistical office. Furthermore, the NSC points to the importance of partnership and cooperation with other institutions to share and reuse data to increase efficiency of public services and official statistics and reduce response burden. Lastly, it is important to ensure continuous quality in statistics production and pursue a quality conscious culture, focus the statistical production on user needs and a systematic approach to reforming the national statistical system to contribute to sustainable and resilient results.



① SSB Director General, **Geir Axelsen** and Chairman of NSC, **Baktybek Kudaibergenov** at signing of the MoU in April 2022.

Major achievements of the project

We have over the course of these years covered a range of topics. Below we have listed some of the most important, where the cooperation has had the most impact:

- Assistance provided in digitalization of household books; solution for e-household books developed; NSC and other stakeholders are taking it further to improve the system
- Implementation of GSBPM and documentation of AS-IS business processes. NSC shall document TO-BE business processes to implement changes
- Assistance provided in HRM: capacity building activities implemented on HRM, support provided in developing Guidelines on Mentorship and HRM Strategy
- Metadata system designed to integrate metadata and production systems to ensure coherence and consistency within the NSS and beyond
- Capacity of NSC on GIS established to disseminate data with maps. Active cooperation with the Kyrgyz Mapping Authority established to share and reuse statistics and map data
- A generic business register solution developed jointly
- IT infrastructure of NSC enhanced; server and LAN infrastructure upgraded to collect and store large amounts of data
- Support provided in opening NSC's press center. Regular press conferences for mass media and dissemination of official statistics to all users has simultaneously helped NSC to improve its visibility and image as a key official statistics disseminator.

[See separate article at Data for Change website.](#)

The final years had a focus on maps, metadata and a statistical business register

The final project period was influenced by the Covid pandemic as travels were difficult in 2020-2021 and the first months of 2022. However, from February 2022 normal activities have resumed. During the last project year, we have continued to work on geospatial analysis with training in QGIS. In May, a workshop on production of SDG indicators using GIS-data was organised in Bishkek together with experts from the UNSD. Other project activities have included work on the Statistical Business Register/ SBR, where the generic software for statistical business registers www.statbus.org is a concrete product that has come out of the cooperation. In addition, we have worked on introducing a metadata system in NSC which will be finalised this autumn.

The collaboration will continue in a different format

Although the current project will end this autumn, Statistics Norway and NSC have signed an MoU on continued cooperation and sharing of knowledge between our two institutions. The MoU builds on a solid foundation of cooperation developed over the years and hopefully will continue for many years to come.

📍 Farewell dinner party



Creating processing guidelines in Rome

WRITTEN BY

Ellen Cathrine Kiøsterud & Astrid Mathiassen

In October, Statistics Norway organized a full week's workshop in Rome. The workshop exchanged experiences and input on how to process and use food data from Household Consumption and Expenditure Surveys (HCES), data which is important both for poverty and food security statistics. The participants came from COMESA, the NSOs in Malawi, Zimbabwe and Zambia, Pacific Community (SPC), FAO, the World Bank, World Food Programme, LSMS Learning Hub/MAPS and East African Community.

The occasion and main topic is to work on a guideline on processing food data from HCES. The guidelines are describing the process from raw data to clean microdata for value, quantity and dietary energy of the food consumed by the households. Statistics Norway is leading the project under the United Nations Committee of Experts on Food security, agriculture, and rural statistics (UN-CEAG). The goal is that the UN-CEAG will send the guideline to the United Nations Statistics Commission when it is finished.

The motivation for such a guideline is twofold: One is that different data users today clean this data differently and end up with different results for indicators and statistics that should be the same. Given that this data is key input for both poverty and food security statistics, harmonising the method is essential. The second motive is to make the data available for more analyses through better processing and better documentation.



Statistics Norway workshop in Rome



⤴ The Norwegian delegation giving input to the discussion on Data for Nutrition and Food security at CFS



⤴ Participants in the open hybrid UN-CEAG meeting who were physically present.



⤴ Four days of sharing and clarifying discussions

The guidelines are being drafted by a small group of people, but in the process, input is needed from the experts in National Statistics Offices, organisations, and academia. This was the first physical feedback event in the process. The draft for comments has been circulated with deadline for comments on the 11th of December. If you are interested in commenting on the draft, then please contact astrid.mathiassen@ssb.no.

The timing was that the Committee of Food Security (CFS50) met in Rome in the same week and would discuss “Data collection and analysis tools for Food security and Nutrition», which we also wanted to connect with and where the HLPE-FSN report “[How to improve data governance for food security and nutrition](#)”, was presented.

The High Level of Experts-report highlights among many other things the need for developing more guidelines like the one we are working on.

The last day of the workshop was an open hybrid seminar under UN-CEAG. The presentations from the open event can be found [here](#) on the UN-CEAG webpage.

Exploring new partnerships

WRITTEN BY
Robin Choudhury



Tax for development

For all countries domestic revenue mobilization is important for economic and social development. Adequate revenues will allow governments to finance public goods such as health and education. In developing countries, boosting the mobilization of tax revenue is essential for governments to create fiscal space to fund much needed public investment and to deliver public services.

The average tax-to-GDP ratio for Africa was 16.6 percent in 2019. For Asia and Pacific, it was 21.0 percent, for Latin America and the Caribbean it was 22.9 percent. For the OECD average tax-to-GDP ratio was 33.8 percent.¹

Tax for Development is a Norwegian programme in response to the Addis Ababa Action Agenda for Financing for Development and recognizes that increased revenue mobilization is crucial to finance the sustainable development goals. Currently there is a significant shortfall in this financing, which must be covered mostly by domestic resources, primarily by taxes.

In 2022, Statistics Norway started its first collaboration under the Tax for Development (TfD) program (see box 1). The first two partner countries we want to explore are Ghana and Kenya, where collaboration was already established as part of the Oil for Development (OfD) programme. However, because of the decision to phase out the OfD programme, Statistics Norway has been granted funds for a two-year pre-project to plan for a long-term collaboration as part of the Tax for Development programme in these two countries. The pre-project also allows for exploring cooperation with other countries and Statistics Norway is open to receiving requests to cooperate from other countries who want to engage in improving statistics and methods that fall under the Tax for Development scope.

The aim of a statistical cooperation under the TfD-programme is to contribute to a more efficient tax system, achieved by improving capacity to carry out analysis and research related to tax policies. The statistics projects will be geared at supporting the availability of statistics, data, and analysis tools necessary for such analysis to be conducted. This can include a broad range of relevant statistics, as well as general institutional capacity building to support the production of statistics.

Experiences from the Oil for Development projects lay a good foundation for a cooperation under Tax for Development. Both projects include support on national accounts and macroeconomic modelling. Having statistics on the various revenues, and suitable tax bases, we can analyse various scenarios on revenue forecasting applying a macroeconomic model designed with a focus on the macro-fiscal relationships. This will make it possible to study public finances and debt dynamics, laying the ground for a sound fiscal policy.

Statistics Norway will be in the lead of the planning project in close cooperation with relevant institutions in the partner countries. Alongside some ongoing technical activities, the main task is to develop project plans for long-term institutional cooperation projects under the Tax for Development programme, based on existing capacity and needs.

Modelling workshop Kenya

During the pandemic, the ongoing cooperation with KIPPRA on the macroeconomic model was limited to webinars. Nevertheless, the specification of the supply

side was finalised by adding the last two sectors, and the model database updated with rebased national accounts data. Adding to this, the technical handling of the model was changed to make it more user friendly.

In April 2022, a workshop on the macroeconomic model for Kenya was arranged in Oslo. The key objective of the workshop was to go over recent work, and to continue developing the supply side of the macro model by re-estimating the supply side equations using the new national accounts data.

To give the participants more insight and motivation, Norad delivered an overview of the Tax for Development programme. As an input to the discussion on future development of the model, Statistics Norway presented how taxes could be implemented when using an input-output table in the model. In addition to this, KIPPRA presented an overview of the Kenyan tax system.



← **Visit from Kenya.**
Front left Daniel Omanyo (KIPPRA), Simen Bjørnerud (NORAD), Benson Kiriga (KIPPRA), Elin Minge (Norwegian Tax Administration), Hellen Chemnyongoi (KIPPRA), James Ochieng (KIPPRA). Top left: Robin Choudhury (SSB), Vebjørn Aalandslid (SSB), Justin Yano (KNBS), Jacob Nato (KIPPRA).

Modelling workshop Ghana

In May 2022 a workshop on the macro-economic model for Ghana was arranged in Oslo. It was difficult to sustain activities during the pandemic. This was the first time the model group from the Ministry of Finance in Ghana and Statistics Norway experts could meet since December 2019. During this disruption the model database was updated twice, and the technical solution was changed, so this was the time to go through the work.

The Ministry of Finance had also brought national accounts and fiscal data for 2021 so the model database was updated.

Furthermore, the assumption for key variables were updated to be reflected in the baseline scenario.

the Kenya Institute for Public Policy Research and Analysis (KIPPRA), Kenya Revenue Authorities (KRA), Kenya National Bureau of Statistics (KNBS), Ministry of Finance (MoF) of Ghana, and Ghana Statistical Service (GSS).

The primary objective of the workshop was to introduce the Tax for Development programme and to discuss components to include in a long-term programme. The workshop also aimed at sharing country experiences on tax systems, the use of various data sets, and tools in enhancing revenue mobilisation and compliance.

During the workshop, several topics where Statistics Norway might contribute were on the agenda. This included a statistical business register, training in statistics, national accounts, macroeconomic modelling, and microsimulation model for tax policy analysis.

Planning workshop Tax for Development

A workshop to plan for the Tax for Development project was held in Statistics Norway's premises in Oslo in June 2022. The workshop was attended by participants from

Related to these topics both Statistics Norway and the Ghanaian and Kenyan partners presented their ongoing work.

Workshop in Oslo. →

Guests from Ghana, Norad and the Norwegian Tax Administration. From left: Erick Asuman (MoF), Robin Choudhury (SSB), Simen Bjørnerud (Norad), Kwame Gyesaw (MoF), Prosper Awuni (MoF), Beatrice Heymann (MoF), Priscilla Asare (MoF), Manuelli Sawyerr (MoF) and Semming Austin (Norwegian Tax Administration).



← Planning in Oslo with guests from Ghana and Kenya.

From front left clockwise: Robin Choudhury (SSB), Bless Osae (MoF, Ghana), Francis Mensah (GSS), Vebjørn Aalandslid (SSB), Jamil Seini (MoF, Ghana), Benson Kiriga (KIPPRA), Janne Utkilen (SSB), Mathews Oduor (KNBS), Joseph Sirengo (KRA).

European collaboration to build statistical capacity in Africa

WRITTEN BY

Kari-Dorte K. Jensen

In 2016, Eurostat and the Statistics Division of the African Union Commission (AUC) launched the Pan African Statistics Program (PAS), with the aim of developing institutional and statistical capacity in the African Statistical System. The Program was managed by Eurostat and implemented by Expertise France and ended in 2020. At the same time, Pan African Statistical Program II (PAS II) was launched. PAS II builds on work from the first PAS program and will take place from February 2022 to September 2025. The main purpose of the program is to build upon the implementation of the Strategy for Harmonization of Statistics in Africa (SHaSA) II, that needs to be implemented at all levels of the Africa Statistical System.

Unlike its predecessor, this program consists of several components and stakeholders. One of the components opened for National Statistical Offices (NSI's) within the European Statistical System (ESS) to take part in the program as contributors. Support from the NSI's is financed by grants from Eurostat. Forming the program, the NSI's component was divided into two grants, one on social statistics and the other on business statistics. Statistics Norway is part of the latter, led by The French National Institute of Statistics and Economic Studies (INSEE). Whereas the grant on social statistics is led by Statistics Denmark (DST).

“This European experience is based on the partnership among the European NSIs and Eurostat’s leadership thereof. The objective is to leverage the experience and comparative advantages of the whole system.”

Eurostat ¹

In contrast to the more traditional development projects carried out by European NSI's, the two grants are forming a collaborative project between a consortium of six European NSI's: INSEE, DST, Statistics Norway, The Spanish Statistical Office (INE), Statistics Poland, Statistics Finland. The overall objective is to support a selection of African countries with capacity building in statistics within different areas, but it will be done through a wide collaboration within the consortium. Not only does this give us a unique opportunity to establish good relationships amongst the six European NSI's but also enables us to draw upon different expertise and combine knowledge between the NSI's into the project. It may require a different approach into the project, for all parties, but in the end, we believe this will benefit everyone involved.

¹ PAN-AFRICAN STATISTICS PROGRAM FACTSHEET 0909202


“It is the first time that the European Commission uses the grant tool to fund an international cooperation project. The EU NSI’s participating to the consortium have a higher responsibility in the definition and implementation of the actions. We can bring the EU experience in statistics to our counterparts in African countries. It is also a good opportunity to share practices among experts from EU NSIs and create stronger connections between each other”

Dominique Francoz, INSEE

Part of the coordination will be carried out jointly for the two grants. This has been particularly useful during the inception phase in the view of coordinating the selection of African countries to receive support and to coordinate areas of support with other stakeholders. The support itself will be done with a clear distinction between the two different grants, and the different NSI’s will have their areas of responsibility within each grant. The grant on business statistics is divided into two work packages, one being the National Accounts (NA) and the other Statistical Business Registers (SBR’s). INSEE is responsible for the work package on NA. Statistics Norway is responsible for the one on SBR and will coordinate the SBR activities to be carried out by Statistics Finland, DST, INE and Statistics Norway. Some of the SBR activities will take place parallel to and in close connection with each other. For the activities to be carried out efficiently and to the best possible extent, the experts on the different areas from the different countries will need to collaborate closely. In return we will be able to exchange knowledge and create stronger institutional bonds. The first physical expert meeting between Statistics Finland, DST and Statistics Norway took place in Helsinki late august 2022.



← **Project coordinators from the EU NSI’s,** represented with INSEE, Statistics Poland, DST, Statistics Finland, Statistics Norway and INE – Coordination meeting in Copenhagen September 2022



Statistical Business Registers

STATBUS is a client server-based system for statistical business registers, licensed as open source. It is a tool for storing and maintaining information on businesses from administrative sources, surveys and censuses, and is based on the UN international guidelines for developing and maintaining statistical business registers. The system is approved as a "Digital Public Good". To learn more about Statbus, please visit the website www.statbus.org

"Brainstorming together with the substance and technical experts from the three participating countries made it possible to plan the project implementation; bringing together their national and individual working methods, objectives and strategies into an agreed path forward. This level of interaction would not been possible virtually and much was achieved within the two days. Face to face meetings also had a very positive team building effect."

Ville-Matti Pilviö and Marika Pohjola,
Statistics Finland

The focus within the SBR component will be to ensure that the NSI has a good strategy as basis for their SBR. Capacity building on SBR's and administrative data sources will be provided through technical support to two African NSI's (not yet identified at the time of writing). As part of the SBR component the two African NSI's will also be offered technical support in implementing a SBR IT-solution called Statbus. This is a web-based application for SBR's prepared by Statistics Norway and partners. All activities on SBR are based on the UN international guidelines for development and maintenance of statistical business registers. The demand for support on SBR has proven to be extensive. By supporting a few NSI's in establishing well-functioning SBR systems, the aim is that these NSIs turn into champions on SBR, who in the future can provide regional support to others.

We will strive for a fruitful collaboration across African and European borders and hope to see both short-term and long-term benefits for all the partners involved.

Oil for development Uganda – Meeting colleagues again after two years

WRITTEN BY

John Åge Haugen

What many of us thought would last a couple of months, lasted a couple of years. Covid has affected lives and economies in a profoundly negative way.

It was therefore especially poignant to meet colleagues in person once again under the OfD Programme. After almost two years of online activities, with muting and unmuting, a normal two-way dialogue is something we all have missed. With that said, the online capacity we have gained during the pandemic will serve us well in the years to come, in between physical meetings.

Two more years

The Norwegian Embassy announced at the annual meeting that the Oil for Development Programme in Uganda will continue until end of 2024, as a no-cost extension. This was done to make up for the years lost to the Covid pandemic. This extension will be important to reach the goals set for the Programme.

Uganda is getting prepared for its petroleum industry, both when it comes to Businesses and Government. In light of this, the preparations of statistics production related to the petroleum sector will be of immense importance, both as a contributor to increasing knowledge among the

population in general but also as a foundation for making fact-based decisions. This forms the main goal for Uganda Bureau of Statistics (UBOS) and Statistics Norway cooperation. Norwegian Petroleum Tax office has worked with the Uganda Revenue Authority (URA) on taxation issues, whereas the Ministry of Finance and Economic Development (MoFPED) has been constantly preparing for management of the income that will come from the petroleum sector. In particular, MoFPEDs' work, and presentation of the Ugandan Fiscal rule last year was an important milestone in this endeavour.



⤴ Field visit to the oil regions of Uganda



⌂ Right to left: Ms. Ruth Kyomuhendo (UBOS), Ms. Flavia Nasobora (MoFPED), Ms. Jonah Atuha (MoFPED), Ms. Florence Nakalanzi (MoFPED), Ms. Hildah Arinaitwe (UBOS), Mr. John Aage Haugen (Statistics Norway), Mr. Wilson Aiiimwe (MoFPED), Mr. Keith Ahumuza (UBOS), Mr. Ronald Ssombwe (UBOS), Mr. Davis Vuningoma (MoFPED), Dr. Albert Musisi (MoFPED), Mr. Ezra Bwambale (UBOS)

In April, the OfD Programme in Uganda arranged for a field visit to the oil regions of Uganda. Many of the involved institutions both on the Norwegian and the Ugandan side participated. This contributed to a broader understanding of the petroleum activity on the ground, as well as benefitting the social aspect of the Programme following the 'online years'.


Two workshops in Norway

In June, Statistics Norway together with Ministry of Finance hosted a workshop on Environmental Statistics and Macro Economic Modelling. The Environment Statistics team from UBOS had a first meeting with Norwegian counterparts identifying further areas of work. MoFPED on the other hand worked closely with researchers at Statistics Norway presenting the Norwegian Macroeconomic and Environment Models. Further, the Norwegian ministry of Finance shared experiences on Norwegian economic policy under the topic "the fiscal rule in an age of petroleum".

Back to normal

UBOS and MoFPED have together with its partner Statistics Norway agreed to again have a long-term consultant seated at UBOS in Kampala, as was the case before the pandemic broke out.

All involved partners are now looking forward to working together under more normal circumstances, where real-life meetings can be supplemented with digital activities.



⬆ A sight to remember.
Uganda field visit, Murhison Falls



🕒 Uganda mission to UBOS



🕒 Field work - participation and discussions

Statistics on forcibly displaced and stateless persons

WRITTEN BY
Helge Brunborg

In recent years the international statistical community has been developing recommendations for statistics on refugees, internally displaced persons, and stateless persons. These are the major groups that UNHCR (United Nations High Commissioner for Refugees) are mandated to protect. The work started because there was a growing concern about the lack of harmonization in definitions, classifications, and methods of data collection on refugees, asylum seekers and internally displaced persons. The statistics on these groups are often of poor quality, based on various data sources and methods, often *ad hoc* and non-standard.

Statistics Norway has been strongly involved in this. The work started in 2014, when Statistics Norway and UNCHR wrote a report on the statistics on refugees and internally displaced persons, that was presented to UNSC (United Nations Statistical Commission) in March 2015. ¹ In 2016 an expert group was established to develop recommendations on refugee statistics and a refugee statistics compilers' manual, with instructions on how to collect refugee statistics. This group was given the acronym EGRIS (Expert Group on Refugee and Internally Displaced Persons Statistics), where Statistics Norway has been an active

member. UNSC adopted the International Recommendations on Refugee Statistics (IRRS) in March 2018. ²

In 2018 EGRIS presented a technical report on statistics on internally displaced persons to UNSC and in 2020 UNSC adopted the [Technical Report on Statistics on Internally Displaced Persons](#) (IRIS) – “a stock-take of existing approaches to collecting IDP statistics and statistical quality issues”. ³

In 2021, the mandate of the group was extended to incorporate the development of International Recommendations on Statelessness Statistics (IROSS) and an additional 'S' was added to the acronym for the group (EGRISS). Similarly, to IRRS and IRIS, the IROSS is being developed in collaboration with affected countries and international experts by a subgroup, where Statistics Norway is a member. Statistics Norway staff is also a member of the Technical Advisory Group of the Interagency Group on Statelessness Estimation (IGSE) of the UN and have contributed to statelessness surveys in Kenya and Côte d'Ivoire.

The EGRISS group has expanded and now comprises members from 45 national authorities and 25 regional and international organizations, which indicates the great concern for this topic. A report on statelessness was presented to the UNSC at its meeting in 2022.⁴ The Commission noted the challenges in the collection of data on stateless populations, due to countries' specificities related to national laws, policies and regulations determining citizenship, and emphasized that the operationalization of concepts and definitions would require further work. Moreover, the Commission stressed the need to provide statistical capacity-building for harmonized reporting on statelessness statistics given the diversity of statistical capacity in many countries. EGRISS is now finalizing the recommendations, which will be reported to UNSC in 2023.

The report emphasized that there are three population groups that fall into the proposed statistical framework for statelessness: (a) Stateless persons; (b) Persons of undetermined nationality; (c) Stateless-related persons. Each category is then further divided into subdivisions based on whether or not they are native born. Another division is whether a person is recognized as stateless by a government or not.

After the worst part of the Covid-19 pandemic ended, EGRISS has started to have combined physical and web meetings. There was a meeting of the subgroup on statelessness statistics (IROSS) in Copenhagen in June this year,⁵ see the photograph. Another meeting is going to be held in Addis Ababa in December, to complete the recommendations that will be submitted to UNSC in 2023.

⌵ Group photo of the meeting held in Copenhagen this year



¹ <http://unstats.un.org/unsd/statcom/doc15/2015-9-RefugeeStats-E.pdf>

² [Expert Group on Refugee and Internally Displaced Persons Statistics \(egrisstats.org\)](https://egrisstats.org/)

³ [International Recommendations on Internally Displaced Persons Statistics \(IRIS\) \(egrisstats.org\)](https://egrisstats.org/)

⁴ <https://documents-dds-ny.un.org/doc/UNDOC/GEN/N21/380/15/PDF/N2138015.pdf?OpenElement>

⁵ [IROSS Meeting Report - EGRISS \(egrisstats.org\)](https://egrisstats.org/)

Ukraine: Continuing developing statistics in war

WRITTEN BY

Siv Irene Pedersen

24 February this year Russia attacked Ukraine – escalating a war that started in 2014 and is still ongoing. Statistics Norway has always appreciated the partnership between Statistics Norway and State Statistics Service of Ukraine (SSSU) that started in 2017. Following the invasion, the project was put on hold temporarily, but the commitment to continue the cooperation has strengthened the partnership. Already in May some activities resumed, and the activity level has continued to increase this autumn.

SSSU has continued producing and disseminating statistics throughout under difficult and sometimes impossible circumstances. Working from home offices was established during the pandemic, and this was useful for working during a war. From the summer more and more of the staff was working in Kyiv and from the SSSU offices. Good quality official statistics is always important, and even more so in crisis. SSSU has impressed everybody with their dedication to Ukraine and their dedication to providing official statistics to the Ukrainian population.



⌂ "Maidan Nezalezhnosti", literally means "Independence Square", Kyiv

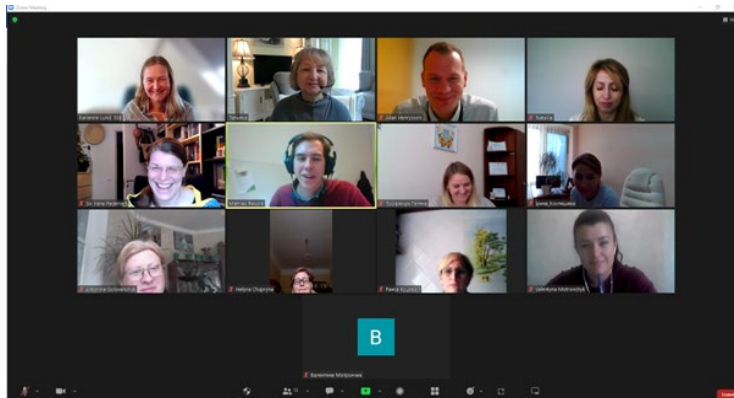


The institutional project wAas established in November 2017 and has involved a number of experts from SSSU and Statistics Norway working together with improving the statistical system in Ukraine. The assistance provided by Statistics Norway is always demand driven, and it was important that any assistance should be driven by the needs and capacity of SSSU in continually changing and challenging conditions.

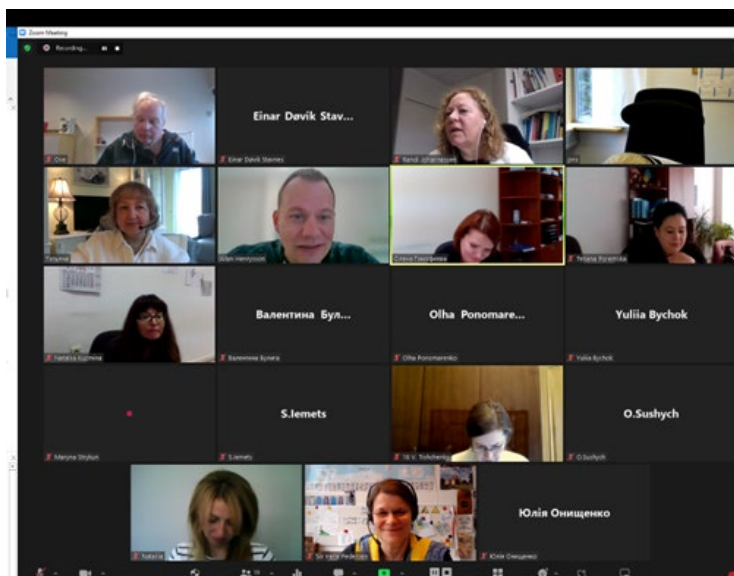
One of the early needs for assistance requested by SSSU was more servers. Statistics Norway managed to provide six servers that were delivered to Lviv with the logistical assistance of Statistics Poland in early April. Already in May the project started with normal online activities and after the

summer it reached the same level of activity as during the pandemic. SSSU and Statistics Norway have gotten used to working digitally during the pandemic and this made it relatively easy to use the same working mode in the current situation.

The activities started with administrative data and Statistics on Income and Living Conditions (SILC). Other activities include reducing response burden, metadata, Labour Force Survey and Microdata. A course on cognitive testing planned for March/April started in late September. Statistics Norway is dedicated to continued support to SSSU and looks forward to a long cooperation.



⌚ Course on Cognitive testing on Zoom in September 2022



⌚ Discussing tools for reducing response burden in September 2022

Data for Now activities with Tunisia, Namibia, and Colombia

WRITTEN BY

John Åge Haugen

Data for Now is an initiative that was launched by the UN Deputy-Secretary General Amina Mohammed in 2019. It is a global initiative led by the United Nations Statistics Division (UNSD). The aim of this project is to increase the use of new and robust methods and tools to improve the timelines, coverage, and quality of Sustainable Development Goals (SDG) data.

A challenge faced by many countries and their national statistical offices is the lack of good indicators for the SDG's, due to the absence of timely and accurate data. Statistics Norway has through its partnership with the UNSD been encouraged to contribute into the Data for Now initiative with our expertise and long experience on international cooperation on statistics.

A couple of highlights of the last few months

In September Statistics Norway carried out a one-week workshop on Geographical Information System (GIS) together with the Namibian Statistics Agency (NSA) in Windhoek. It started with an Introduction to statistics production with the use of GIS and ended with a more advanced automatization of production lines for statistics and working with GIS to estimate SDG indicators. The cooperation has been fruitful and therefore NSA and Statistics Norway have decided to continue working together on GIS related topics with focus on automatization and SDGs. A team from NSA will come to Norway in November to continue the cooperation on these issues.



↑ Data for Now Namibian NSA workshop



↑ Namibian Statistics Agency Headquarters in Windhoek



☺ View from the Namibian Statistics Agency Headquarters in Windhoek



☺ Right to left, first row: Mr. Juan Daniel Ovido Arango (General Director of DANE), Ms. Karen Lizeth Chavez Quitero (DANE), Ms. Janne Uttilen (Statistics Norway), Ms. Gudrun Jevne (BUFDIR), Ms. Aparna Basnyat (UNDP)

Right to left, Second row: Mr. Juan Sebastian Ordonez Herrera (DANE), Ms. Karen Andrea Garcia Rojas (DANE), Ms. Maria Alejandra Lara Rodriguez (DANE), Mr. John Aage Haugen (Statistics Norway), Ms. Mariana Neves (UNDP), Camilo Andres Mendez

In October Statistics Norway also held a one-week online capacity sharing with Statistics Tunisie (INS). The topic was Consumer Price Index (CPI) methodology with focus on using web scraping and scanner data to collect data. Norway has already implemented these methods in the CPI data collection and INS was very interested to learn from Statistics Norway's experience. Hopefully these methods can be used in Tunisia to improve data input and increase both quality and efficiency.

Norway for a week of capacity sharing in the area of SDG indicators, gender equality statistics and anonymization of data in the cloud. Like DANE, Statistics Norway is also now in the process of developing methodology and implementing data storage in the cloud. This is an efficient way to store data but is accompanied by challenges. Both in the technical aspect and also in the area of safety and anonymization of data.

In May a high-level delegation from the Colombia's National Administrative Department of Statistics (DANE) visited

Learning about dissemination and communication of statistics

WRITTEN BY
Irene Tuveng

A study visit from Mozambique to Statistics Norway under the Oil for Development programme

After two and a half years of online cooperation with Mozambique for development of statistics under the Oil for Development Programme, it was a great pleasure to welcome a team of 9 technicians from Mozambique to Norway. The team visited Statistics Norway from 19 - 23 September and consisted of delegates from both the Petroleum Directorate in Mozambique (INP)

and the National Statistical Office (INE). The main purpose of the visit was to finalize the first publication on oil- and gas investment statistics with timeseries running from 2017 - 2021.

Before coming to Norway, the team had finalized the data processing and written a draft publication report. During the visit, the team received feedback on the publication report and worked together with the expert from Statistics Norway, Ståle Mæland, to adjust and finalize the report. The plan is to publish the statistics in November this year.



⊖ The Delegation in the Statistics Norway Auditorium for "test-Press-conference"



⤴ Group work on documenting the production process



⤴ Mr. Milton Chaúque from INE presenting the new statistics



⤴ Ståle Mæland our key expert from Statistics Norway with the delegation from Mozambique

In addition, the team heard about Norway's history of oil-and gas statistics and discussed how Statistics Norway includes this sector in the National Accounts. The Norwegian Petroleum Directorate contributed to the visit by giving a presentation describing the different development stages of the oil and gas projects.

The team was introduced to the Business Process Model (GSBPM) and started documenting the production process of the new oil and gas investment statistics using this framework as a guide.

User-friendly communication of statistics and Statistics Norway's experience in communicating with the media and other users were also topics on the programme for the week. One of the highlights of the week was INE's "test-press conference" publishing the new statistics for the media, with the division for communication at Statistics Norway giving feedback.

Working with the Praia Group on Governance Statistics

WRITTEN BY
Vedbjørn Aalandslid



Statistics Norway has since November 2021, together with the NSO of Tunisia, co-chaired a Task Team on Measurement of Participation in Political and Public Affairs under the Praia Group on Governance Statistics.

The Praia Group is a so-called city group - created by the UN Statistical Commission (UNSC) back in March 2015 to “establish international standards and methods for statistics on major dimensions of Governance.”

The Task Team is specifically mandated to look at how “participation and representati-


on” can best be measured by consolidating international and national experiences in this area. The team is composed of 50+ members, mainly national statistical offices, but also research organizations, civil society and international organizations producing or using governance data in their work.

The main task of the Team is to produce 1) a harmonized survey module on Participation in Political and Public Affairs, and 2) a guidance on how to improve the use of administrative data to produce more and better statistics on this dimension.

Since it was established, the Task Team has had six international meetings. The first set of meetings described how different NSOs/ national statistical systems are involved in measuring participation in political/public affairs.

During the year, the Task Team has developed a first draft survey module consisting of a set of core and optional questions that can be best used to measure “participation”. The draft version of the questionnaire is now ready to be cognitively tested to check how questions are understood by respondents, and the team is working with NSOs to facilitate this.

<https://www.sdg16hub.org/topic/prai-a-group-handbook-governance-statistics>



Question set 1

A) PARTICIPATION IN ELECTIONS

- Voter turnout
- Barriers to voting
- Registered voters
- Barriers to voting
- Barriers to voter registration
- Feeling safe when going to vote
- Feeling safe when participating in election campaign activities, such as attending candidate rallies or working for a candidate or a party
- Being a victim of political intimidation or violence during electoral campaigns or at the voting station
- Participation in election -related activities

Question set 2

A) PARTICIPATION IN POLITICAL & CIVIC LIFE

- Membership in political and civic organizations
- Contacting government officials, participating in protests, etc.
- Feeling safe when taking part in public protests and demonstrations
- Participation in online discussions of political topics
- Interest in political and public affairs

B) ENABLING ENVIRONMENT OF PARTICIPATION

- Trust in information and news on political and public affairs
- Knowledge on political and public affairs
- Stereotyping attitudes and values towards participation of women and other minorities in politics
- Stereotyping attitudes and values towards Women as political leaders
- Self-reported political efficacy
- Perceived levels of freedom of expression, to join political organizations, and to

What do we mean by Participation?

A. Participation in Electoral Processes and Referendums

B. Participation in Political and Civic Life (incl. membership in political parties & other civic orgs, participation in campaign activities, demonstrations, online participation, etc.)

C. Representation and Participation in Political Office

D. Representation in Judicial Bodies

E. Representation in Bodies of Public Service / Public Administration

F. Representation in Informal Governance Bodies

G. Enabling Environment of Participation (incl. freedom of association/expression, fear of political intimidation/violence, access to information, discrimination while in Office, etc.)

Three missions to Ethiopia in september

WRITTEN BY

Siv Irene Pedersen

Statistics Norway started a broad institutional cooperation with Ethiopian Statistics Service (ESS) 1 September 2021 financed by Norad, which will run until December 2024. The project will support ESS' efforts to increase the availability of high-quality, reliable, and timely statistics, with a long-term goal of increase the trust in official statistics and its use for evidence-based decision-making.

This project has seven components involving the improvement of the ESS and National Statistical System (NSS), together with improvement in communication and availability of statistics, and increase in production of high-quality statistics.



The focus of the first year has been on communication and institutional development. Early on, it became clear that the communication component needed to be extended to include building a technical website, and communication advocacy has also become more important. This work is an important start for improving the availability of official statistics.

Work has also started on quality assessment with assessing agricultural statistics using the Generic Statistical Business Process Model (GSBPM). A Terms of Reference for NSS coordination has been developed and a training center is being established. Work has also started on improving the statistical business register.

The project got a slow start due to the pandemic and the political instability in Ethiopia, this resulted in a slower start for physical activities. This has changed, and the first physical activities in Addis Abeba was done in September. Three missions took place in the same week, covering topics on communication, website and the statistical business register.



⤴ Discussing communication advocacy in September 2022



⤴ Three missions in September 2022: Jon Olav Folsland (SSB – communication advocacy), Trine Ånerud (SSB-website), Ulrik Amundsen (SSB-website), Aberash Tariku (ESS-Deputy director), (ESS-), Biratu Yigezu (ESS-Director General), Antti Jokinen (SSB-SBR) and Svein Myro (SSB-SBR)

A NADABAS workshop in Nairobi

WRITTEN BY

Janne Utkilen

STATAFRIC, Statistics Sweden and Statistics Norway organized a three-day regional training on NADABAS in Nairobi in October 2022. In total, more than 20 national accounts participated from ten AU member countries as well as the Regional Economic Committees (RECs).

The workshop provided hands-on training, establishing the basic building blocks for designing the NADABAS system. During the three days, the participants practiced their new skills, and designed a simplified national accounts system for annual and quarterly GDP.

A team of experts contributed to the training, including Mr. Jan Redeby and Mr. Søren Nettstrøm, who have developed NADABAS over the years, and Ms. Pamela Audi, who was the key expert at the workshop. In addition, national accountants from Kenya National Bureau of Statistics, Statistics Sweden and Statistics Norway contributed throughout the workshop.

Experts from Kenya and Botswana also shared their experience with NADABAS, which was much appreciated by the participants. They highlighted the flexibility of the system, the ease of use, and how it works in practice. Kenya has used NADABAS since 2010, while Botswana implemented NADABAS in 2016.

The feedback from the workshop was generally very positive, and the participants were keen on having additional training on designing NADABAS systems. There was a general consensus that more days should be dedicated to the training the next time, as a lot of material was covered in a span of just three days. The event was also open for online participation, allowing more people to participate, but it is an obvious advantage physically present for this type of hands-on training.



NADABAS

The National Accounts Database System NADABAS, is a free software for the compilation of national accounts. It is an Excel-base tool which allows countries to design and organise a national accounts compilation system according to their own needs. The first version of NADABAS was developed in Mozambique in 2004. Since then, the system has been introduced in several countries, including Kenya, Lesotho, Palau and the Marshall Islands, Eswatini, Namibia, and Botswana. To learn more about NADABAS please visit its website: <http://www.nadabas.net>



① Solving exercises during the NADABAS training

Developing ocean accounts - an important step towards a sustainable ocean economy

WRITTEN BY

Tarik Ogbamichael

Between 17-21 October this year, Statistics Norway organized a workshop on ocean accounting for Indonesian subject matter experts from Statistics Indonesia (BPS) and the Directorate General of Marine Spatial Management under the Ministry of Marine Affairs and Fisheries (MMAF). The aim of the workshop was both technical cooperation on ocean accounting and further planning of the the long-term institutional cooperation project involving both research and statistical cooperation. The workshop was a continuation of a previous workshop in Jakarta in June as well as regular online cooperation.

The three institutions are planning for a long-term institutional cooperation project on statistics and research under the Ocean for Development programme that will run from 2024 to 2028. The overarching objective is to promote a strengthened, sustainable, and inclusive ocean economy in cooperating countries. Ocean accounting constitutes the core of the collaboration between Statistics Norway, MMAF and BPS, and since June 2021 the parties have been engaged in technical web meetings. The work on developing a complete set of national accounts for the ocean is still at an early stage in both Indonesia and Norway.

Collaboration on ground-breaking work: Thematic Ocean Accounts

Both Indonesia and Norway are members of the [High Level Panel for a Sustainable Ocean Economy](#) (Ocean Panel) and have committed to “sustainably manage 100% of the ocean area under national jurisdiction by 2025” (Stuchtey et al. 2020). One of the Ocean Panel’s five main recommendations is to change the way ocean accounts are compiled so that it includes all the benefits provided by the ocean (Stuchtey et al. 2020). According to the [Global Ocean Accounts Partnership](#) (GOAP), ocean accounts can be explained as “*integrated records of regularly compiled and comparable data concerning ocean environment assets (e.g., extent/condition of mangroves), economic activity (e.g. sale of fish) and social conditions (e.g., coastal employment)*”.

The thematic ocean accounts build upon the existing accounting frameworks: System of National Accounting (SNA), System of Environmental Economic Accounting Central Framework (SEEA CF) and System of Environmental Economic Accounting Ecosystem Accounting (SEEA EA).

Ocean-related information are extracted from these to compile ocean accounts. The work towards a thematic ocean account is only partially complete for Indonesia and Norway, making the potential for synergies very high when using each other's comparative knowledge advantages.

The three main topics of the workshop was the use of 'Supply and Use Tables' (SUT) for satellite ocean accounts, valuation techniques for ocean services within the SEEA EA framework, and visualization of the ocean economy.

During the workshop, Statistics Norway and Indonesian colleagues from the BPS National Accounts division worked shoulder to shoulder on reviewing important data sources for the 'Supply and Use Tables' (SUT) and discussing challenges related to compiling the tables. Improved supply and use frameworks will be an important prerequisite for developing ocean satellite accounts. Statistics Norway's division for National Accounts recently published their [first pilot on ocean satellite accounts](#) which provide information on the ocean-related economic activity in the national accounts. Another topic explored during the workshop was better visualization of the ocean economy. Sustainable use of our marine and coastal resources requires combining economic, social and environmental data. Ocean accounts and digital data dashboards facilitate bringing these data together and will facilitate better natural resource management (Fenichel et al. 2020). In addition to the visualization of the ocean economy, the delegates explored Indonesia's practical experience in piloting Ocean Accounts in Marine protected areas MPA's (MMAF 2022) and how these can be used to support policy making. At the same time, the Norwegian research project [MAREA](#) will generate knowledge on how

ocean accounts can be used in decision and policymaking. Sharing experiences from the ongoing projects will be of mutual benefit; both for the work on piloting ocean accounts for MPA's and when developing the accounting at the national scale.

The technical cooperation with Indonesia will continue being a mixed mode of online and shoulder to shoulder cooperation which will be beneficial for both our projects and our carbon footprint in the long run.



The structure of ocean accounts

Thematic ocean accounts can be constructed by extracting the ocean-related parts of the System of National Accounts and the System of Environmental Economic Accounting, both internationally accepted accounting frameworks. A prerequisite for extracting the ocean-related information from these accounts is that they are kept:

- 1. System of National Accounting (SNA) (United Nations et al. 2010).** The marine economic activity must be extracted from the national accounts to create a so-called satellite ocean account.
- 2. System of Environmental Economic Accounting Central Framework (SEEA CF) (United Nations et al. 2014).** This is an account of human-induced pressure factors, such as pollution, harvesting of biological resources, energy production and mining.
- 3. SEEA Ecosystem Accounting (SEEA EA) (United Nations et al. 2021).** The SEEA EA provides a framework for keeping accounts of the extent and condition of ecosystems, and society's use of and benefit from ecosystem services.

(Grimsrud, K and Ånestad, T. K. 2021. p. 7) ¹



⌚ Workshop at Statistics Norway in Oslo



⌚ Six colleagues from BPS and five from MMAF, with different backgrounds and expertise, together with staff from Norad and Statistics Norway had a week full of fruitful discussions and sharing of information.

References

Fenichel, E. P., E. T. Addicott, K. M., Grimsrud, G.-M Lange, I. Porras and B. Milligan. 2020 “Modyfing national accounts for sustainable ocean development” [Modifying national accounts for sustainable ocean development | Nature Sustainability](#)

GOAP (2021). Global Ocean Accounts Partnership. <https://www.oceanaccounts.org/technical-guidance-on-ocean-accounting-2/>

1 Grimsrud, K and Ånestad, T. K. 2021. Ocean accounting – background notes for The Norwegian Environment Agency led seminar on ocean accounting 24. August 2021 (in Norwegian) <https://havforum.miljodirektoratet.no/medvirkning/seminar/seminar-om-havregnskap-24.august-2021/>

Ministry of Marine Affairs and Fisheries (MMAF). 2022. Ocean Accounts of Indonesia – Pilot Study: Accounts of Gili Ayer, Gili Meno, and Gili Trawangan (Gili Matra) Marine Protected Area. Jakarta. Indonesia. [Ocean Accounts of Indonesia - Website Downloads - Confluence \(atlassian.net\)](#)

Stuchtey, M., A. Vincent, A. Merkl, M. Bucher et al. (2020). “Ocean Solutions That Benefit People, Nature and the Economy.” Washington, DC: World Resources Institute. www.oceanpanel.org/ocean-solutions.

United Nations (2021) System of Environmental-Economic Accounting—Ecosystem Accounting: Final Draft. Prepared by the Committee of Experts on Environmental-Economic Accounting. For the Statistical Commission, for the Fifty-second session, March 2021. https://unstats.un.org/unsd/statcom/52nd-session/documents/BG-3f-SEEA-EA_Final_draft-E.pdf

Energy impacts our lives

WRITTEN BY

Dag Roll-Hansen

In the first half of 2022, a nationwide survey fieldwork on the impact of access to sustainable energy (IASES) among households was successfully carried out in Tanzania and Mozambique. The three NSOs, Instituto Nacional de Estatística (INE) in Mozambique, National Bureau of Statistics (NBS) of Tanzania and Statistics Norway (SSB) have been working closely together for several years to prepare the survey and the field work.

The objective of the IASES survey is twofold. The first is to map the energy composition of the households in Tanzania and Mozambique. How many households use solar power for lighting up their house or for powering a TV, and how many are connected to the national grid? How many use the traditional three-stone stoves for cooking and how many use more energy effective stoves, such as a biogas stove?

The second objective is to measure impact on the social and economic welfare of the households when getting access to either electricity or improved cooking stoves. One hypothesis is that when you switch from a traditional three-stone stove to an improved cookstove, less fuel is needed for cooking, and therefore the household reduces the time spent on collecting firewood and have more time for other activities. Having access to electricity for lighting might lead to children doing homework in the evening, or the adults using the power for income generating activities.

In June 2022, the three NSOs met in Oslo to work together on data cleaning and tabulation and to prepare a plan for the reporting of the results. After much work, the data on access to sustainable energy is now almost ready and a delegation from Mozambique will visit Statistics Norway in

Measuring electricity, Tanzania



Training of the interviewers



mid-December with the aim to prepare a preliminary report and dissemination of its results.

The IASES survey gives data to inform Sustainable Development Goal number 7, to ensure access to affordable, reliable, and clean energy for all. But the survey gives more details, that can help us understand how getting access to energy changes people's lives. It also gives the governments of Mozambique and Tanzania the knowledge they need to formulate and implement policies on energy development, in order to make informed and better decisions for their citizens.



⤴ Anne Abelsæth and interviewers in Mozambique

Presentation of new employees



Kari-Dorte K. Jensen

Kari-Dorte started working in the Division for International Development Cooperation in the spring of 2021 and is responsible for overseeing the financial

operations of the division. In her role, she has overall responsibility for budgeting, financial planning and follow-up, financial reporting for all the projects within the division and overseeing the general accounting / economic activities of our division. In addition to this, Kari-Dorte is also the project

coordinator for the Eurostat-funded grant under the Pan-African Statistical Programme, PAS II.

She previously worked as a Financial Controller in the Section for Finance and Business Management for a total of six years. Prior to joining Statistics Norway in 2014, Kari-Dorte started her professional career as an Audit Associate at EY Norway.

Kari-Dorte has a Master's in Economics and Administration (2012) from NHH Norwegian School of Economics, Bergen.



Zehra Alamkhan

Zehra joined Statistics Norway in August 2022. In her role she coordinates various practical tasks and daily operations within the section. Her responsibilities include helping in organizing

study visits to Norway, producing the annual newsletter and annual report, review safety procedures, in addition to the planning and implementing of social events related to the section. Zehra has also written a new guide for our guest, Welcome to Statistics Norway, within her first month in the office.

Zehra has previously worked as a Research Associate in Executive recruitment in New Zealand. She has also been an owner of a lifestyle concept store in Oslo. Her most recent experience has been from working as a consultant/coordinator in the covid response team at the Oslo Municipality.

Zehra has a Master's in Economics (2002) from SNDT Women's University, Mumbai, India and a Graduate Diploma and Post Graduate Diploma in Management Communications (2005) from the University of Waikato, New Zealand.

Eulogy

A Eulogy for our dear former colleague Gunvor Iversen Moyo

Our former colleague, leader, and inspiration, Gunvor Iversen Moyo, passed away on 30th of September 2022. She was 78 years old. Gunvor was Deputy Director General of Social Statistics and later posted as a Long-term Adviser in Mozambique, Angola, and Malawi.

Born and raised in the countryside of Toten and with a degree in sociology from the University of Oslo, Gunvor blazed many trails in Statistics Norway already from the mid-70s. She will be remembered for her clear vision and opinions combined with her straightforward and humorous style as both a colleague and leader. Gunvor laid the foundation for her professional work through an active collaboration with methodological and statistical experts at Statistics Norway, as well as colleagues in the social science environment outside of Statistics Norway.

She was a pioneering Deputy Director General for social statistics at Statistics Norway, an environment otherwise characterized by undeniable facts. There she was a key player in emphasizing the gender and equality perspective. At the same time, she was the primus motor, both in the modernization of questionnaire surveys and in the dissemination activities in Statistics Norway. She took the initiative to professionally upgrade the interviewing section of Statistics Norway and advocated for the interviewers to be equipped with laptops. But statistics for her was not only about the numbers, equally important was the narrative. This laid the foundation for Economic Analysis to gain a counterpart in the form of the publication, 'Samfunnsspeilet' from 1997. She was proud that some colleagues called it Statistics Norway's colourful weekly journal.

Aid work and statistical cooperation did not fall within Statistics Norway's mandate at that time. She was initially doubtful, but eventually became a keen advocate for long-term stays in Africa for this purpose. There she also met her second husband, Gandson, at the statistics office in Zambia.

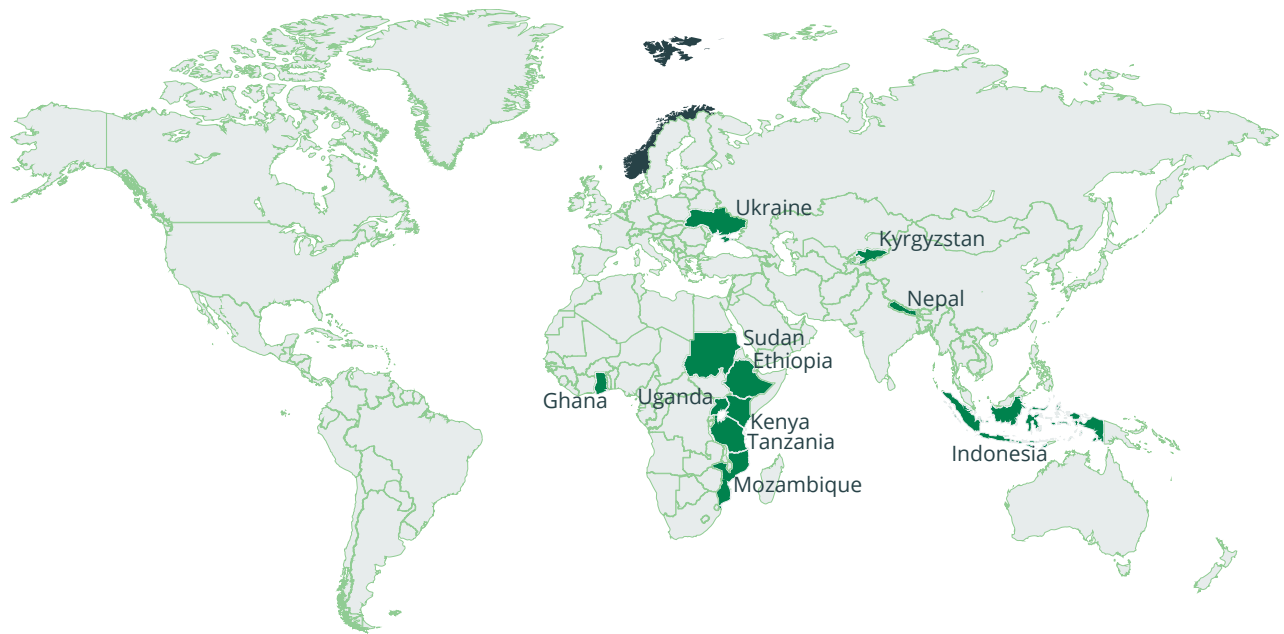
Gunvor Iversen Moyo was laid to rest on Friday, the 14th of October in Lusaka, Zambia, but her memories and inspiration live on among her colleagues at Statistics Norway

WRITTEN BY

Bjørn K. Getz Wold, Gustav Haraldsen and Randi Kjeldstad



Cooperating countries



Information

Read more

More information about the Division for International Development Cooperation can be found at:

<https://www.ssb.no/en/omssb/ssbs-virksomhet/statistikk-som-bistand>

To view our latest annual reports, please click the link below:

<https://www.ssb.no/339768/international-development-cooperation-in-statistics-norway-annual-report>

Contact

Statistics Norway
(SSB/Statistisk sentralbyrå)
www.ssb.no

PO Box 0131, St. Hanshaugen
Oslo, Norway
Switchboard for SSB: (+47) 62 88 50 00

Division for International Development Cooperation

EMPLOYEES PR. 01.11.2022



Janne Utkilen
Head of Division

jtu@ssb.no



Vebjørn Aalandslid
Senior Adviser/
Deputy Head of Division

Project manager: Kenya, Kyrgyzstan and Sudan, CRVS. International refugee statistics

vaa@ssb.no



Allan Henrysson
Project Manager

Metadata and classifications

nys@ssb.no



John Åge Haugen
Senior Adviser

Project Manager: Uganda Economic statistics, Social statistics

ohn@ssb.no



Astrid Mathiassen
Senior Researcher

Food security and poverty analysis, Energy survey

mss@ssb.no



Ellen Cathrine Kiøsterud
Senior Adviser

Project Manager: Food security, Household surveys, E-learning

eck@ssb.no



Anne Abelsæth
Senior Adviser

IT. Statistical business register

aae@ssb.no



Siv Irene Pedersen
Senior Adviser

Project Manager: Ukraine and Ethiopia, Sustainable development goals (SDG) Register for development

sip@ssb.no



Irene Tuveng
Senior Adviser

Project Manager: Mozambique Oil for Development, Ocean for Development

itu@ssb.no



Robin Choudbury
Senior Adviser

Project Manager: Ghana Macroeconomic models

rch@ssb.no



Tarik Ogbamichael
Senior Adviser

Project Manager: Ethiopia Economic Statistics, Ocean for Development

tao@ssb.no



Kari-Dorte K. Jensen
Senior Adviser

Controller, Administrative tasks, Project Manager: PAS2

kdk@ssb.no



Per Schøning

Senior Adviser/
Part Time Consultant

Sudan, Energy survey

per@ssb.no



Bjørn Getz Wold

Senior Adviser/
Part Time Consultant

Energy survey,
Sustainable development goals
(SDG)

bkw@ssb.no



Zehra Alamkhan

Administrative
Coordinator

Administrative tasks,
Study visits

zea@ssb.no



Helge Brunborg

Senior Researcher/
Part Time Consultant

Subject area: Demography
Fields of expertise: CRVS,
statelessness, refugee statistics,
register-based population
censuses, demography of
armed conflict, mortality
analysis, population projections

hbr@ssb.no



⤴ Annual Seminar 2022 – Division for International
Development Cooperation, Statistics Norway

Statistics Norway
(SSB/Statistisk sentralbyrå)
www.ssb.no

PO Box 0131, St. Hanshaugen
Oslo, Norway
Switchboard for SSB: (+47) 62 88 50 00